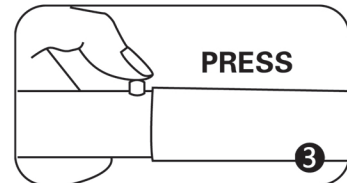
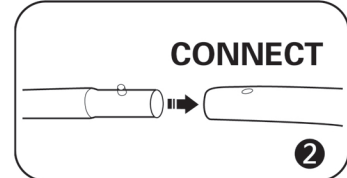
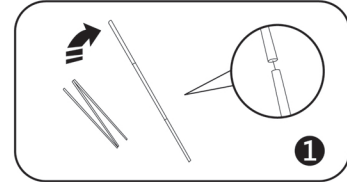


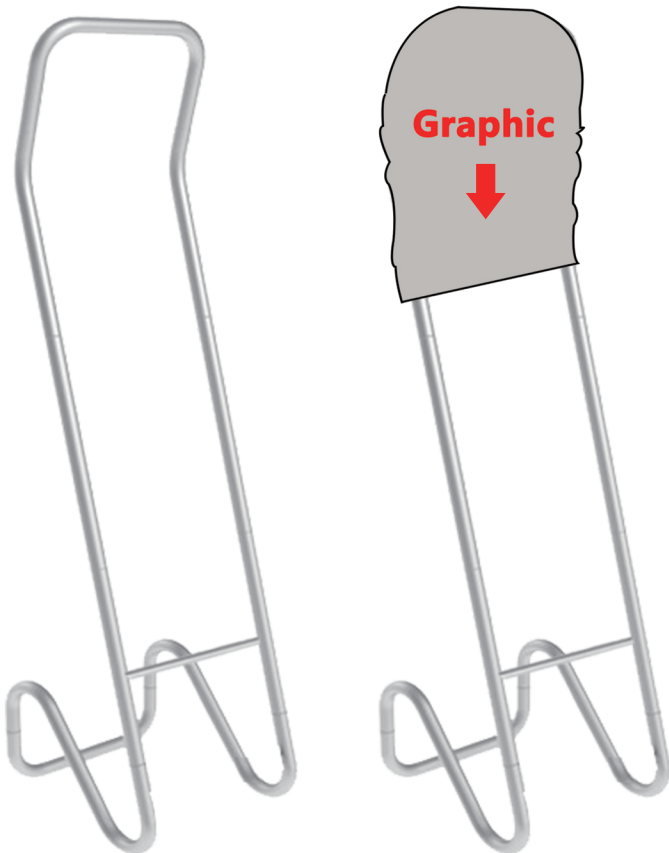
Z-TYPE BROCHURE HOLDER ASSEMBLY INSTRUCTIONS

SKUs: EMLIT2RCP; RGEMLIT2RCP


Follow the label instructions to assemble the frame



FOLLOW STEPS TO CORRECTLY ASSEMBLE. IF TUBES DO NOT SNAP APART WHEN DISASSEMBLING, PUSH FORWARD, THEN REPEAT TO REMOVE.



SCAN QR CODE TO VISIT
PRODUCT PAGE.



Frame Size:
W350×H1520
Graphic Size:
W375×H2200

IF YOU HAVE ANY QUESTIONS REGARDING OUR PRODUCTS, PLEASE VISIT US AT displays2go.com OR CONTACT D2G CUSTOMER SERVICE AT 844-221-3388.